

















Fin Pos	Name	Country	Navarro 02.11.24	Rudskogen 09.11.24	Fuji Speedway 23.11.24	Winton 30.11.24	Monza 14.12.24	Tsukuba 21.12.24	Overall	FINAL RESULTS
1	Agustin Torlaschi		92	99	DNS	94	DNS	108	393	393
2	Kamto Chukwureh		DNS	84	81	84	98	95	442	361
3	Illia Rakitin		82	84	95	78	84	88	511	351
4	Anatoliy Savitskiy		80	79	85	81	85	81	491	332
5	Jayden Sherwood		DNS	47	81	88	94	DNS	310	310
6	Maksym Dzhanimirov		72	74	74	80	77	75	446	304
7	Serhii Yaniuk		72	66	39	72	68	75	381	287
8	Stas Ivanyuk		36	60	57	70	77	74	364	278
9	Vladyslav Mikhno		DNS	68	66	67	65	73	329	273
10	Timur Olhovic		DNS	57	63	69	66	70	315	262
11	Yevhen Afanasiev		60	66	68	DNS	61	DNS	255	255
12	Yevhen Molchanuk		61	44	33	59	74	60	331	254
13	Deny Pro		64	68	59	57	DNS	DNS	248	248
14	Aleksandr Solskiy		64	46	52	53	63	59	323	227
15	Yurii Dederchuk		DNS	52	53	51	67	DNS	223	223
16	Ruslan Plisenko		47	38	29	55	56	65	290	223
17	Serhii Butsev		DNS	52	53	22	57	57	241	219
18	Bohdan Cheshenko		53	46	40	51	65	DNS	255	215
19	Danylo Donets		47	43	55	DNS	DNS	69	214	214
20	Aaron Vazquez		DNS	DNS	108	94	DNS	DNS	202	202
21	Joshua Brady		58	52	DNS	59	DNS	DNS	169	169
22	Kurt Moss		64	60	43	DNS	DNS	DNS	167	167
23	Viacheslav Kholod		DNS	17	38	50	DNS	61	166	166
24	Markus Gjesdal		DNS	98	64	DNS	DNS	DNS	162	162
25	Anton Ivashchenko		DNS	73	74	DNS	DNS	DNS	147	147
26	Jayden Harrison		43	DNS	54	48	DNS	DNS	145	145
27	Vukasin Pekovic		61	81	DNS	DNS	DNS	DNS	142	142
28	Rion Tylynxhiu		63	DNS	DNS	DNS	DNS	71	134	134
29	Daniel Fernández		DNS	65	DNS	DNS	68	DNS	133	133
30	Cameron De Bastos		59	DNS	71	DNS	DNS	DNS	130	130
31	Maksym Melnyk		DNS	DNS	57	64	DNS	DNS	121	121
32	Sito Ferrer		106	DNS	DNS	DNS	DNS	DNS	106	106
33	Janneman Pruis		49	DNS	44	DNS	DNS	DNS	93	93
34	Steven Kernick		50	DNS	38	DNS	DNS	DNS	88	88
35	Tahj Edwards		69	DNS	DNS	DNS	DNS	DNS	69	69
36	Pedro Luis Alvarado Blanco		68	DNS	DNS	DNS	DNS	DNS	68	68
37	Oles Danylenko		DNS	DNS	DNS	DNS	60	DNS	60	60
38	Mykola Vladimov		39	18	DNS	DNS	DNS	DNS	57	57
39	Krisztián Juhász		56	DNS	DNS	DNS	DNS	DNS	56	56
40	Jaco Grobler		DNS	DNS	54	DNS	DNS	DNS	54	54
41	Oluwafemi Oloaye		DNS	DNS	32	DNS	DNS	DNS	32	32
42	Anton Korzun		DNS	DNS	DNS	DNS	DNS	DNS	0	0
43	Mishari Al Mushayqih		DNS	DNS	DNS	DNS	DNS	DNS	0	0
44	Jay Maskey		DNS	DNS	DNS	DNS	DNS	DNS	0	0
45	Skyler Lovernick		DNS	DNS	DNS	DNS	DNS	DNS	0	0
46	František Vala		DNS	DNS	DNS	DNS	DNS	DNS	0	0
47	FRANK Porté Ruiz		DNS	DNS	DNS	DNS	DNS	DNS	0	0
48	Christopher Brea		DNS	DNS	DNS	DNS	DNS	DNS	0	0
49	Vladyslav Solotynskiy		DNS	DNS	DNS	DNS	DNS	DNS	0	0

Fin Pos	Team Name	Country	Navarro 02.11.24	Rudskogen 09.11.24	Fuji Speedway 23.11.24	Winton 30.11.24	Monza 14.12.24	Tsukuba 21.12.24	Overall	FINAL RESULTS
1	FOUNDATION Team RLR: Illia Rakitin, Anatoliy Savitskiy		462	163	180	469	169	169	1002	681
2	Dobryi Vechir: Vladyslav Mikhno, Timur Olhovic		DNS	125	409	136	131	143	644	535
3	Turbo Turtles: Maksym Dzhantimirov, Yevhen Molchaniuk		0	0	104	139	151	135	529	529
4	Team Starper Racing DS: Plisenko Ruslan, Solskiy Oleksandr		98	83	84	108	119	124	613	449
5	KDDF Team: Yevhen Afanasiev, Serhii Butsev		60	118	121	22	118	67	496	417
6	Proton Racing: Anton Ivashchenko, Denys Protopopov		64	141	133	57	0	DNS	395	395
7	Steward Racing Team: Danylo Donets, Viacheslav Kholod		47	60	93	50	DNS	130	380	333
8	JSRA Team A: Jayden Harrison, Joshua Brady		101	52	54	107	0	DNS	314	314
9	JSRA Team B: Kurt Moss, Taij Edwards		133	60	43	DNS	DNS	DNS	236	236
10	Team Heaped Together - Omnibus Gaming: Cameron De Bastos, Jannerman		108	DNS	115	DNS	DNS	DNS	223	223
11	Team Dualsteer: Stas Yaniuk, Yevhen Molchaniuk		97	94	0	0	0	0	191	191
12	Team Vikings: Markus Gjesdal		DNS	98	64	DNS	DNS	DNS	162	162
13	Evolution racing Serbia: Vukasin Pekovic		61	81	DNS	DNS	DNS	DNS	142	142
14	Racing Park Esports: Rion Tylynxhiu		63	DNS	DNS	DNS	DNS	71	134	134
15	Magia Racing: Mykola Vladimov, Vladyslav Solotynskiy		39	18	DNS	DNS	DNS	DNS	57	57
16	DRX E-SPORT: Krisztian Juhasz		56	DNS	DNS	DNS	DNS	DNS	56	56

Qualify

Fin Pos	Car	Name	Start Pos	Car #	Out	Interval	Time Penalty	Laps Led	Qualify Time	Average Lap Time	Fastest Lap Time	Fast Lap#	Laps Comp	Inc	League Points	Penalty Points	League Agg Points
1	FIA F4	Sito Ferrer	0	122	Running	-00.000		0	1:39.262	1:44.467	1:39.262	6	6	2	6		6
2	FIA F4	Illia Rakitin	0	1	Running	-00.251		0	1:39.514	1:39.862	1:39.514	3	4	4	5		5
3	FIA F4	Tahj Edwards	0	42	Running	-00.262		0	1:39.525	1:39.604	1:39.525	3	5	0	4		4
4	FIA F4	Vukasin Pekovic	0	19	Running	-00.386		0	1:39.648	1:45.454	1:39.648	3	5	1	3		3
5	FIA F4	Anatolij Savitskiy	0	24	Running	-00.480		0	1:39.743	1:40.072	1:39.743	5	5	1	2		2
6	FIA F4	Krisztián Juhász	0	13	Running	-00.530		0	1:39.792	1:39.816	1:39.792	4	5	3	1		1
7	FIA F4	Agustin Torlaschi	0	30	Running	-00.567		0	1:39.829	1:39.829	1:39.829	2	6	7	0		0
8	FIA F4	Kurt Moss	0	823	Running	-00.590		0	1:39.852	1:39.947	1:39.852	5	5	3	0		0
9	FIA F4	Jayden Harrison	0	604	Running	-00.674		0	1:39.937	1:40.382	1:39.937	3	3	2	0		0
10	FIA F4	Maksym Dzhantimirov	0	43	Running	-00.878		0	1:40.140	1:40.267	1:40.140	3	4	4	0		0
11	FIA F4	Deny Pro	0	69	Running	-00.917		0	1:40.179	1:40.353	1:40.179	4	4	0	0		0
12	FIA F4	Endrit Tytnxhiu	0	4	Running	-01.063		0	1:40.326	1:40.520	1:40.326	4	5	10	0		0
13	FIA F4	Yevhen Afanasiev	0	17	Running	-01.137		0	1:40.399	1:44.338	1:40.399	2	5	3	0		0
14	FIA F4	Serhii Yaniuk	0	20	Running	-01.480		0	1:40.742	1:40.742	1:40.742	2	6	4	0		0
15	FIA F4	Pedro Luis Alvarado Blanco	0	14	Running	-01.757		0	1:41.019	1:41.019	1:41.019	2	2	2	0		0
16	FIA F4	Stas Ivanyuk	0	27	Running	-02.255		0	1:41.517	1:41.517	1:41.517	6	6	2	0		0
17	FIA F4	Cameron De Bastos	0	147	Running	-02.350		0	1:41.613	1:44.001	1:41.613	3	6	1	0		0
18	FIA F4	Ihor Molodan	0	23	Running	-03.066		0	1:42.328	1:48.100	1:42.328	2	4	4	DQ		0
19	FIA F4	Bohdan Cheshenko Ua	0	46	Running	-03.817		0	1:43.079	1:43.079	1:43.079	4	4	5	0		0
20	FIA F4	Steven Kernick	0	38	Running	-04.975		0	1:44.237	1:45.472	1:44.237	3	5	0	0		0
21	FIA F4	Aleksandr Solskiy	0	9	Running	-05.463		0	1:44.725	1:45.104	1:44.725	3	5	1	0		0
22	FIA F4	Ruslan Plisenko	0	26	Running	-05.492		0	1:44.754	1:45.315	1:44.754	5	5	6	0		0
23	FIA F4	Janneman Pruis	0	814	Running	-06.315		0	1:45.577	1:46.267	1:45.577	2	5	4	0		0
24	FIA F4	Mykola Vladimov	0	68	Running	-08.390		0	1:47.653	1:47.653	1:47.653	3	3	6	0		0
25	FIA F4	Yevhen Molchaniuk	0	0	Running	-00.000		0	00.000				5	7	0		0
26	FIA F4	Danylo Donets	0	161	Running	-00.000		0	1:54.359				4	18	0		0
27	FIA F4	Joshua Brady5	0	28	Running	-00.000		0	00.000				0	0	0		0

Race 1

Fin Pos	Car	Name	Start Pos	Car #	Out	Interval	Time Penalty	Laps Led	Qualify Time	Average Lap Time	Fastest Lap Time	Fast Lap#	Laps Comp	Inc	League Points	Penalty Points	League Agg Points
1	FIA F4	Sito Ferrer	1	122	Running	-00.000		12	1:40.284	1:39.497	1:39.497	9	12	9	49		55
2	FIA F4	Agustin Torlaschi	7	30	Running	-00.227		0	1:40.302	1:39.253	1:39.253	11	12	5	47		47
3	FIA F4	Tahj Edwards	3	42	Running	-10.583		0	1:41.166	1:39.540	1:39.540	6	12	1	42		46
4	FIA F4	Vukasin Pekovic	4	19	Running	-10.652		0	1:41.171	1:39.540	1:39.540	6	12	9	40		43
5	FIA F4	Anatolij Savitskiy	5	24	Running	-12.291		0	1:41.308	1:39.918	1:39.918	5	12	6	39		41
6	FIA F4	Krisztián Juhász	6	13	Running	-14.311		0	1:41.476	1:39.518	1:39.518	6	12	6	38		39
7	FIA F4	Maksym Dzhantimirov	10	43	Running	-20.048		0	1:41.954	1:40.129	1:40.129	11	12	9	37		37
8	FIA F4	Yevhen Afanasiev	13	17	Running	-24.414		0	1:42.317	1:40.893	1:40.893	10	12	10	36		36
9	FIA F4	Illia Rakitin	2	1	Running	-24.484		0	1:42.324	1:39.929	1:39.929	5	12	18	35		40
10	FIA F4	Kurt Moss	8	823	Running	-24.553	+5 sec	0	1:41.913	1:39.957	1:39.957	5	12	5	34		34
11	FIA F4	Deny Pro	11	69	Running	-27.798		0	1:42.600	1:40.866	1:40.866	9	12	16	33		33
12	FIA F4	Serhii Yaniuk	14	20	Running	-33.211		0	1:43.050	1:40.420	1:40.420	9	12	17	32		32
13	FIA F4	Cameron De Bastos	17	147	Running	-39.007		0	1:43.533	1:41.699	1:41.699	10	12	19	31		31
14	FIA F4	Pedro Luis Alvarado Blanco	15	14	Running	-46.555		0	1:44.162	1:40.652	1:40.652	5	12	7	30		30
15	FIA F4	Joshua Brady5	27	28	Running	-54.420		0	1:44.817	1:43.046	1:43.046	5	12	22	29		29
16	FIA F4	Janneman Pruis	23	814	Running	-59.957		0	1:45.278	1:42.073	1:42.073	8	12	17	28		28
17	FIA F4	Yevhen Molchaniuk	25	0	Running	-1:03.555		0	1:45.578	1:41.883	1:41.883	12	12	11	27		27
18	FIA F4	Endrit Tytnxhiu	12	4	Running	-1:04.376		0	1:45.648	1:41.414	1:41.414	3	12	18	26		26
19	FIA F4	Ihor Molodan	18	23	Running	-1:15.920		0	1:46.609	1:41.940	1:41.940	5	12	9	DQ		0
20	FIA F4	Aleksandr Solskiy	21	9	Running	-1:20.207		0	1:46.966	1:44.496	1:44.496	3	12	4	24		24
21	FIA F4	Jayden Harrison	9	604	Running	-1:20.470		0	1:46.987	1:41.027	1:41.027	3	12	6	23		23
22	FIA F4	Danylo Donets	26	161	Running	-1:26.111		0	1:47.458	1:42.998	1:42.998	9	12	21	22		22
23	FIA F4	Ruslan Plisenko	22	26	Running	-1:34.005		0	1:48.116	1:43.792	1:43.792	3	12	15	21		21
24	FIA F4	Bohdan Cheshenko Ua	19	46	Running	-1:34.111		0	1:48.125	1:42.023	1:42.023	12	12	11	20		20
25	FIA F4	Stas Ivanyuk	16	27	Running	-1:36.155		0	1:48.296	1:41.784	1:41.784	8	12	6	19		19
26	FIA F4	Steven Kernick	20	38	Running	-00.000		0	1:50.595	1:43.569	1:43.569	10	11	6	18		18
27	FIA F4	Mykola Vladimov	24	68	Running	-00.000		0	1:53.141	1:46.760	1:46.760	7	11	16	17		17

Race 2

Fin Pos	Car	Name	Start Pos	Car #	Out	Interval	Time Penalty	Laps Led	Qualify Time	Average Lap Time	Fastest Lap Time	Fast Lap#	Laps Comp	Inc	League Points	Penalty Points	League Agg Points
1	FIA F4	Sito Ferrer	10	122	Running	-00.000		16	1:47.359	1:39.756	1:39.756	12	23	14	51		106
2	FIA F4	Agustin Torlaschi	9	30	Running	-12.005		0	1:47.881	1:39.922	1:39.922	17	23	16	45		92
3	FIA F4	Illia Rakitin	1	1	Running	-18.847		5	1:48.179	1:39.901	1:39.901	10	23	28	42		82
4	FIA F4	Serhii Yaniuk	12	20	Running	-19.306		2	1:48.198	1:40.916	1:40.916	10	23	26	40		72
5	FIA F4	Anatolij Savitskiy	6	24	Running	-36.233		0	1:48.935	1:40.507	1:40.507	21	23	25	39		80
6	FIA F4	Pedro Luis Alvarado Blanco	14	14	Running	-45.431		0	1:49.334	1:40.966	1:40.966	19	23	13	38		68
7	FIA F4	Endrit Tytnxhiu	18	4	Running	-52.653		0	1:49.648	1:40.850	1:40.850	10	23	15	37		63

8	FIA F4	Ihor Molodan	19	23	Running	-1:12.319	0	1:50.503	1:42.165	18	23	19	DQ	0	
9	FIA F4	Maksym Dzhantimirov	3	43	Running	-1:12.978	0	1:50.532	1:40.440	9	23	17	35	72	
10	FIA F4	Yevhen Molchaniuk	17	0	Running	-1:18.902	0	1:50.789	1:41.448	20	23	11	34	61	
11	FIA F4	Bohdan Cheshenko Ua	24	46	Running	-1:28.784	0	1:51.219	1:43.072	19	23	17	33	53	
12	FIA F4	Steven Kernick	26	38	Running	-1:28.851	0	1:51.221	1:42.596	21	23	9	32	50	
13	FIA F4	Deny Pro	11	69	Running	-1:31.195	0	1:51.324	1:41.027	5	23	34	31	64	
14	FIA F4	Kurt Moss	4	823	Running	-1 L.	0	1:53.430	1:40.603	9	22	13	30	64	
15	FIA F4	Joshua Brady5	15	28	Running	-1 L.	0	1:54.392			22	65	29	58	
16	FIA F4	Cameron De Bastos	13	147	Running	-1 L.	0	1:55.376	1:41.867	17	22	21	28	59	
17	FIA F4	Aleksandr Solskiy	20	9	Running	-1 L.	0	1:56.530	1:45.321	9	22	14	27	51	
18	FIA F4	Ruslan Plisenko	23	26	Running	-2 L.	0	1:58.715	1:45.266	6	21	23	26	47	
19	FIA F4	Danylo Donets	22	161	Running	-2 L.	0	1:59.035	1:47.634	6	21	42	25	47	
20	FIA F4	Yevhen Afanasiev	2	17	Running	-8 L.	0	2:47.742	1:41.454	12	15	16	24	60	
21	FIA F4	Tahj Edwards	8	42	Disconnected	-9 L.	0	1:53.828	1:40.213	11	14	12	23	69	
22	FIA F4	Mykola Vladimov	27	68	Disconnected	-10 L.	0	2:05.508	1:51.628	5	13	29	22	39	
23	FIA F4	Janneman Pruis	16	814	Running	-10 L.	0	3:17.267	1:44.807	13	13	20	21	49	
24	FIA F4	Jayden Harrison	21	604	Disconnected	-17 L.	0	2:10.408	1:41.744	6	6	19	20	43	
25	FIA F4	Krisztián Juhász	5	13	Disqualified	-17 L.	0	2:33.850			6	4	19	-2 points	56
26	FIA F4	Vukasin Pekovic	7	19	Disconnected	-19 L.	0	2:23.193	1:44.985	4	4	13	18	61	
27	FIA F4	Stas Ivanyuk	25	27	Running	-22 L.	0	2:43.821			1	12	17	36	

Qualify

Fin Pos	Car	Name	Start Pos	Car #	Out	Interval	Time Penalty	Laps Led	Qualify Time	Average Lap Time	Fastest Lap Time	Fast Lap#	Laps Comp	Inc	League Points	Penalty Points	League Agg Points
1	FIA F4	Vukasin Pekovic	0	4	Running	-00.000		0	1:19.085	1:22.011	1:19.085	4	5	0	6		6
2	FIA F4	Agustin Torlaschi	0	30	Running	-00.270		0	1:19.355	1:20.141	1:19.355	2	5	1	5		5
3	FIA F4	Illia Rakitin	0	375	Running	-00.308		0	1:19.393	1:21.060	1:19.393	6	6	1	4		4
4	FIA F4	Kamto Chukwureh	0	14	Running	-00.608		0	1:19.693	1:19.774	1:19.693	2	5	2	3		3
5	FIA F4	Markus Gjesdal	0	97	Running	-00.681		0	1:19.766	1:20.014	1:19.766	5	5	3	2		2
6	FIA F4	Jayden Sherwood	0	18	Running	-00.734		0	1:19.819	1:19.892	1:19.819	1	5	4	1		1
7	FIA F4	Maksym Dzhantimirov	0	43	Running	-00.743		0	1:19.828	1:20.160	1:19.828	1	4	1	0		0
8	FIA F4	Daniel Fernández6	0	26	Running	-00.764		0	1:19.849	1:19.849	1:19.849	3	5	6	0		0
9	FIA F4	Anatoliy Savitskiy	0	24	Running	-00.792		0	1:19.877	1:19.877	1:19.877	1	5	5	0		0
10	FIA F4	Stas Ivanyuk	0	27	Running	-01.034		0	1:20.119	1:20.546	1:20.119	6	6	2	0		0
11	FIA F4	Kurt Moss	0	823	Running	-01.086		0	1:20.171	1:20.208	1:20.171	3	3	2	0		0
12	FIA F4	Vladyslav Mikhno2	0	131	Running	-01.137		0	1:20.222	1:20.487	1:20.222	1	6	0	0		0
13	FIA F4	Timur Olhovic	0	5	Running	-01.161		0	1:20.246	1:20.558	1:20.246	2	5	3	0		0
14	FIA F4	Deny Pro	0	69	Running	-01.169		0	1:20.254	1:20.658	1:20.254	4	5	2	0		0
15	FIA F4	Yevhen Molchaniuk	0	0	Running	-01.204		0	1:20.289	1:20.821	1:20.289	3	5	1	0		0
16	FIA F4	Serhii Yaniuik	0	20	Running	-01.538		0	1:20.623	1:21.386	1:20.623	2	4	1	0		0
17	FIA F4	Yevhen Afanasiev	0	17	Running	-01.741		0	1:20.826	1:21.072	1:20.826	3	4	3	0		0
18	FIA F4	Anton Ivashchenko	0	22	Running	-01.772		0	1:20.857	1:21.096	1:20.857	4	5	4	0		0
19	FIA F4	Joshua Brady5	0	15	Running	-01.783		0	1:20.868	1:21.358	1:20.868	3	5	1	0		0
20	FIA F4	Danylo Donets	0	161	Running	-01.961		0	1:21.046	1:21.862	1:21.046	1	5	6	0		0
21	FIA F4	Serhii Butsev	0	73	Running	-02.136		0	1:21.221	1:21.446	1:21.221	3	4	10	0		0
22	FIA F4	Bohdan Cheshenko Ua	0	46	Running	-02.373		0	1:21.458	1:21.458	1:21.458	1	2	14	0		0
23	FIA F4	Aleksandr Solskiy	0	9	Running	-02.697		0	1:21.782	1:22.201	1:21.782	5	5	0	0		0
24	FIA F4	Ruslan Plisenko	0	16	Running	-03.090		0	1:22.175	1:25.416	1:22.175	2	3	4	0		0
25	FIA F4	Viacheslav Kholod	0	21	Running	-00.000		0	00.000				4	12	0		0
26	FIA F4	Mykola Vladimov	0	68	Running	-00.000		0	00.000				3	10	0		0
27	FIA F4	Yurii Dederchuk	0	63	Running	-00.000		0	00.000				0	0	0		0

Race 1

Fin Pos	Car	Name	Start Pos	Car #	Out	Interval	Time Penalty	Laps Led	Qualify Time	Average Lap Time	Fastest Lap Time	Fast Lap#	Laps Comp	Inc	League Points	Penalty Points	League Agg Points
1	FIA F4	Markus Gjesdal	5	97	Running	-00.000		2	1:27.474	1:19.418	1:19.418	6	14	10	51		53
2	FIA F4	Agustin Torlaschi	2	30	Running	-01.863		7	1:27.607	1:19.564	1:19.564	6	14	12	45		50
3	FIA F4	Kamto Chukwureh	4	14	Running	-09.215		0	1:28.132	1:19.492	1:19.492	7	14	10	42		45
4	FIA F4	Illia Rakitin	3	375	Running	-20.242		1	1:28.920	1:19.464	1:19.464	6	14	14	40		44
5	FIA F4	Vukasin Pekovic	1	4	Running	-26.180		4	1:29.344	1:19.527	1:19.527	2	14	14	39		45
6	FIA F4	Daniel Fernández6	8	26	Running	-32.070		0	1:29.764	1:20.137	1:20.137	2	14	5	38		38
7	FIA F4	Anatoliy Savitskiy	9	24	Running	-33.557		0	1:29.871	1:20.061	1:20.061	4	14	14	37		37
8	FIA F4	Maksym Dzhantimirov	7	43	Running	-43.472		0	1:30.579	1:19.768	1:19.768	2	14	6	36		36
9	FIA F4	Anton Ivashchenko	18	22	Running	-45.784		0	1:30.743	1:20.471	1:20.471	7	14	8	35		35
10	FIA F4	Vladyslav Mikhno2	12	131	Running	-53.371		0	1:31.286	1:20.147	1:20.147	3	14	10	34		34
11	FIA F4	Yevhen Afanasiev	17	17	Running	-1:12.058		0	1:32.620	1:20.366	1:20.366	5	14	12	33		33
12	FIA F4	Serhii Butsev	21	73	Running	-1:12.243		0	1:32.633	1:20.113	1:20.113	5	14	17	32		32
13	FIA F4	Deny Pro	14	69	Running	-1:12.371		0	1:32.643	1:20.262	1:20.262	5	14	7	31		31
14	FIA F4	Kurt Moss	11	823	Running	-1:22.379		0	1:33.358	1:19.776	1:19.776	6	14	11	30		30
15	FIA F4	Serhii Yaniuik	16	20	Running	-1:31.300		0	1:33.995	1:20.390	1:20.390	5	14	12	29		29
16	FIA F4	Stas Ivanyuk	10	27	Running	-1:57.120		0	1:35.839	1:20.287	1:20.287	4	14	26	28		28
17	FIA F4	Jayden Sherwood	6	18	Running	-00.000		0	1:34.877	1:20.207	1:20.207	7	13	16	27		28
18	FIA F4	Bohdan Cheshenko Ua	22	46	Running	-00.000		0	1:36.189	1:21.672	1:21.672	4	13	17	26		26
19	FIA F4	Timur Olhovic	13	5	Running	-00.000		0	1:36.524	1:20.607	1:20.607	6	13	14	25		25
20	FIA F4	Yurii Dederchuk	27	63	Running	-00.000		0	1:38.604	1:22.931	1:22.931	4	13	14	24		24
21	FIA F4	Yevhen Molchaniuk	15	0	Running	-00.000		0	1:40.311	1:20.495	1:20.495	6	13	11	23		23
22	FIA F4	Aleksandr Solskiy	23	9	Running	-00.000		0	1:40.444	1:21.709	1:21.709	5	13	11	22		22
23	FIA F4	Joshua Brady5	19	15	Running	-00.000		0	1:41.278	1:20.649	1:20.649	7	13	29	21		21
24	FIA F4	Ruslan Plisenko	24	16	Running	-00.000		0	1:44.720	1:23.933	1:23.933	4	13	20	20		20
25	FIA F4	Danylo Donets	20	161	Running	-00.000		0	1:51.536	1:20.789	1:20.789	5	11	29	19		19
26	FIA F4	Mykola Vladimov	26	68	Running	-00.000		0	2:23.484	1:24.830	1:24.830	4	7	13	18		18
27	FIA F4	Viacheslav Kholod	25	21	Disconnected	-00.000		0	2:39.797				3	5	17		17

Race 2

Fin Pos	Car	Name	Start Pos	Car #	Out	Interval	Time Penalty	Laps Led	Qualify Time	Average Lap Time	Fastest Lap Time	Fast Lap#	Laps Comp	Inc	League Points	Penalty Points	League Agg Points
1	FIA F4	Agustin Torlaschi	9	30	Running	-00.000		18	1:35.140	1:29.635	1:29.635	11	26	4	49		99
2	FIA F4	Markus Gjesdal	10	97	Running	-15.195		5	1:35.725	1:29.935	1:29.935	11	26	13	45		98
3	FIA F4	Anatoliy Savitskiy	4	24	Running	-54.925		3	1:37.253	1:32.006	1:32.006	10	26	4	42		79
4	FIA F4	Illia Rakitin	7	375	Running	-1:23.867		0	1:38.366	1:28.946	1:28.946	10	26	18	40		84
5	FIA F4	Kamto Chukwureh	8	14	Running	-1 L		0	1:39.208	1:28.719	1:28.719	11	25	17	41	-2	84
6	FIA F4	Anton Ivashchenko	2	22	Running	-1 L		0	1:39.925	1:29.596	1:29.596	10	25	14	38		73
7	FIA F4	Deny Pro	13	69	Running	-1 L		0	1:39.939	1:30.082	1:30.082	11	25	16	37		68

8	FIA F4	Vukasin Pekovic	6	4	Running	-1 L	0	1:40.935	1:29.352	8	25	24	36	81	
9	FIA F4	Maksym Dzhantimirov	3	43	Running	-1 L	0	1:42.067	1:32.701	6	25	17	35	71	
10	FIA F4	Vladyslav Mikhno2	1	131	Running	-1 L	0	1:42.569	1:29.906	9	25	23	34	68	
11	FIA F4	Yevhen Afanasiev	11	17	Running	-2 L	0	1:44.059	1:34.109	9	24	10	33	66	
12	FIA F4	Timur Ohovic	19	5	Running	-2 L	0	1:44.151	1:29.735	10	24	27	32	57	
13	FIA F4	Joshua Brady5	23	15	Running	-2 L	0	1:44.863	1:30.325	9	24	28	31	52	
14	FIA F4	Kurt Moss	14	823	Running	-2 L	0	1:45.237	1:30.725	8	24	16	30	60	
15	FIA F4	Bohdan Cheshenko Ua	18	46	Running	-2 L	0	1:45.823	1:34.675	5	24	23	29	-9	46
16	FIA F4	Yurii Dederchuk	20	63	Running	-2 L	0	1:46.226	1:34.323	8	24	20	28	52	
17	FIA F4	Daniel Fernández6	5	26	Running	-3 L	0	1:48.815	1:42.056	17	23	50	27	65	
18	FIA F4	Serhii Yaniuk	15	20	Running	-3 L	0	1:49.170	1:29.640	9	23	25	26	55	
19	FIA F4	Ruslan Plisenko	24	16	Running	-4 L	0	1:52.087	1:32.669	7	22	33	25	-7	38
20	FIA F4	Danylo Donets	25	161	Running	-4 L	0	1:53.004	1:35.913	5	22	40	24	43	
21	FIA F4	Aleksandr Solskiy	22	9	Running	-6 L	0	2:04.357	1:34.436	7	20	27	23	45	
22	FIA F4	Stas Ivanyuk	16	27	Running	-8 L	0	1:52.777	1:34.907	9	18	23	22	50	
23	FIA F4	Yevhen Molchaniuk	21	0	Disconnected	-18 L	0	2:12.187	1:33.730	6	8	21	21	44	
24	FIA F4	Serhii Butsev	12	73	Running	-18 L	0	2:13.104		8	21	20		52	
25	FIA F4	Jayden Sherwood	17	18	Disconnected	-26 L	0	00.000		0	5	19		47	
26	FIA F4	Mykola Vladimov	26	68	Disconnected	-26 L	0	00.000		0	0	0		18	
27	FIA F4	Viacheslav Kholod	27	21	Disconnected	-26 L	0	00.000		0	0	0		17	

Qualify

Fin Pos	Car	Name	Start Pos	Car #	Out	Interval	Time Penalty	Laps Led	Qualify Time	Average Lap Time	Fastest Lap Time	Fast Lap#	Laps Comp	Inc	League Points	Penalty Points	League Agg Points
1	FIA F4	Aaron Vazquez	0	71	Running	-00.000	0	0	1:41.016	1:41.129	1:41.016	2	3	2	6		6
2	FIA F4	Iliia Rakiitin	0	375	Running	-00.462	0	0	1:41.478	1:41.909	1:41.478	3	4	6	5		5
3	FIA F4	Anatoliy Savitskiy	0	24	Running	-00.807	0	0	1:41.823	1:47.322	1:41.823	3	4	4	4		4
4	FIA F4	Kamto Chukwureh	0	14	Running	-00.871	0	0	1:41.888	1:42.242	1:41.888	2	4	2	3		3
5	FIA F4	Jayden Sherwood	0	18	Running	-01.261	0	0	1:42.278	1:42.423	1:42.278	1	3	2	2		2
6	FIA F4	Kurt Moss	0	823	Running	-01.315	0	0	1:42.332	1:42.585	1:42.332	4	4	0	1		1
7	FIA F4	Jayden Harrison	0	604	Running	-01.363	0	0	1:42.380	1:42.416	1:42.380	2	3	2	0		0
8	FIA F4	Vladyslav Mikhno2	0	131	Running	-01.372	0	0	1:42.389	1:42.389	1:42.389	1	3	7	0		0
9	FIA F4	Yevhen Afanasiev	0	17	Running	-01.462	0	0	1:42.478	1:42.874	1:42.478	4	4	10	0		0
10	FIA F4	Stas Ivanyuk	0	27	Running	-01.571	0	0	1:42.588	1:42.823	1:42.588	3	4	1	0		0
11	FIA F4	Timur Olhovic	0	5	Running	-01.718	0	0	1:42.734	1:42.776	1:42.734	4	4	1	0		0
12	FIA F4	Maksym Dzhantimirov	0	43	Running	-01.734	0	0	1:42.750	1:42.987	1:42.750	2	4	2	0		0
13	FIA F4	Markus Gjesdal	0	97	Running	-01.776	0	0	1:42.792	1:42.974	1:42.792	2	4	0	0		0
14	FIA F4	Serhii Yaniuik	0	20	Running	-01.992	0	0	1:43.008	1:43.369	1:43.008	2	3	2	0		0
15	FIA F4	Oluwafemi Olaoye	0	22	Running	-02.017	0	0	1:43.034	1:43.282	1:43.034	2	2	3	0		0
16	FIA F4	Danylo Donets	0	161	Running	-02.046	0	0	1:43.063	1:43.263	1:43.063	3	4	4	0		0
17	FIA F4	Maksym Melnyk	0	16	Running	-02.204	0	0	1:43.221	1:43.426	1:43.221	4	4	4	0		0
18	FIA F4	Yevhen Molchaniuk	0	0	Running	-02.281	0	0	1:43.297	1:43.505	1:43.297	3	4	2	0		0
19	FIA F4	Yurii Dederchuk	0	63	Running	-02.347	0	0	1:43.363	1:43.363	1:43.363	1	4	4	0		0
20	FIA F4	Ruslan Plisenko	0	4	Running	-02.853	0	0	1:43.869	1:44.276	1:43.869	3	4	0	0		0
21	FIA F4	Bohdan Cheshenko Ua	0	46	Running	-03.221	0	0	1:44.238	1:45.188	1:44.238	3	3	8	0		0
22	FIA F4	Serhii Butsev	0	73	Running	-03.513	0	0	1:44.530	1:44.530	1:44.530	1	1	6	0		0
23	FIA F4	Steven Kernick	0	38	Running	-03.808	0	0	1:44.824	1:46.018	1:44.824	1	3	7	0		0
24	FIA F4	Janneman Pruis	0	814	Running	-04.996	0	0	1:46.012	1:46.012	1:46.012	1	1	0	0		0
25	FIA F4	Jaco Grobler	0	19	Running	-05.207	0	0	1:46.224	1:46.224	1:46.224	1	1	0	0		0
26	FIA F4	Vlacheslav Kholod	0	21	Running	-06.551	0	0	1:47.568	1:47.834	1:47.568	3	3	12	0		0
27	FIA F4	Cameron De Bastos	0	147	Running	-00.000	0	0		00.000			3	7	0		0
28	FIA F4	Anton Ivashchenko	0	23	Running	-00.000	0	0		00.000			2	7	0		0
29	FIA F4	Deny Pro	0	69	Running	-00.000	0	0		00.000			1	6	0		0
30	FIA F4	Aleksandr Solskiy	0	9	Running	-00.000	0	0		00.000			3	10	0	-2	0

Race 1

Fin Pos	Car	Name	Start Pos	Car #	Out	Interval	Time Penalty	Laps Led	Qualify Time	Average Lap Time	Fastest Lap Time	Fast Lap#	Laps Comp	Inc	League Points	Penalty Points	League Agg Points
1	FIA F4	Aaron Vazquez	1	71	Running	-00.000		11		1:42.088	1:41.145	3	12	3	51		57
2	FIA F4	Iliia Rakiitin	2	375	Running	-00.128		1		1:42.099	1:41.602	7	12	0	45		50
3	FIA F4	Jayden Sherwood	5	18	Running	-04.771		0		1:42.485	1:41.801	6	12	0	42		44
4	FIA F4	Kamto Chukwureh	4	14	Running	-04.997		0		1:42.504	1:41.747	11	12	3	40		43
5	FIA F4	Anatoliy Savitskiy	3	24	Running	-05.136		0		1:42.516	1:41.807	10	12	0	39		43
6	FIA F4	Yevhen Afanasiev	9	17	Running	-13.125		0		1:43.181	1:42.506	11	12	10	38		38
7	FIA F4	Maksym Dzhantimirov	12	43	Running	-15.470		0		1:43.376	1:42.632	11	12	2	37		37
8	FIA F4	Jayden Harrison	7	604	Running	-21.549		0		1:43.884	1:42.258	8	12	10	36		36
9	FIA F4	Cameron De Bastos	27	147	Running	-26.198		0		1:44.269	1:42.528	8	12	4	35		35
10	FIA F4	Anton Ivashchenko	28	23	Running	-28.041		0		1:44.423	1:42.430	5	12	6	34		34
11	FIA F4	Markus Gjesdal	13	97	Running	-28.732		0		1:44.482	1:42.051	6	12	6	33		33
12	FIA F4	Yurii Dederchuk	19	63	Running	-30.211		0		1:44.604	1:42.921	12	12	3	32		32
13	FIA F4	Maksym Melnyk	17	16	Running	-34.015		0		1:44.922	1:42.806	6	12	6	31		31
14	FIA F4	Serhii Butsev	22	73	Running	-45.320		0		1:45.863	1:42.617	10	12	5	30		30
15	FIA F4	Jaco Grobler	25	19	Running	-50.991		0		1:46.335	1:43.505	12	12	5	29		29
16	FIA F4	Stas Ivanyuk	10	27	Running	-55.588		0		1:46.720	1:42.973	3	12	4	28		28
17	FIA F4	Danylo Donets	16	161	Running	-58.439		0		1:46.957	1:43.814	4	12	5	27		27
18	FIA F4	Kurt Moss	6	823	Running	-58.698		0		1:46.979	1:41.974	10	12	8	26		27
19	FIA F4	Serhii Yaniuik	14	20	Running	-59.364		0		1:47.034	1:42.565	12	12	4	25		25
20	FIA F4	Deny Pro	29	69	Running	-1:06.064		0		1:47.591	1:42.746	10	12	8	24		24
21	FIA F4	Vladyslav Mikhno2	8	131	Running	-1:09.389		0		1:47.870	1:42.309	10	12	5	23		23
22	FIA F4	Aleksandr Solskiy	30	9	Running	-1:12.949		0		1:48.165	1:45.326	8	12	10	22		20
23	FIA F4	Bohdan Cheshenko Ua	21	46	Running	-1:25.582		0		1:49.218	1:43.487	10	12	12	21		21
24	FIA F4	Yevhen Molchaniuk	18	0	Running	-1:25.848		0		1:49.241	1:43.391	12	12	10	20	-2	18
25	FIA F4	Ruslan Plisenko	20	4	Running	-1:29.563		0		1:49.550	1:43.824	5	12	8	19	-7	12
26	FIA F4	Steven Kernick	23	38	Running	-1:29.710		0		1:49.562	1:43.297	10	12	4	18		18
27	FIA F4	Janneman Pruis	24	814	Running	-1:33.802		0		1:49.903	1:43.438	12	12	14	17		17
28	FIA F4	Vlacheslav Kholod	26	21	Running	-00.000		0		1:51.601	1:46.548	8	11	19	16		16
29	FIA F4	Oluwafemi Olaoye	15	22	Running	-00.000		0		1:51.895	1:43.252	9	11	19	15		15
30	FIA F4	Timur Olhovic	11	5	Running	-00.000		0		2:03.634	1:42.459	4	10	11	14		14

Race 2

Fin Pos	Car	Name	Start Pos	Car #	Out	Interval	Time Penalty	Laps Led	Qualify Time	Average Lap Time	Fastest Lap Time	Fast Lap#	Laps Comp	Inc	League Points	Penalty Points	League Agg Points
1	FIA F4	Aaron Vazquez	10	71	Running	-00.000		18		1:41.902	1:40.833	23	24	6	51		108
2	FIA F4	Iliia Rakiitin	9	375	Running	-28.279		0		1:43.081	1:41.565	21	24	5	45		95

3	FIA F4	Anatolii Savitskiy	6	24	Running	-38.801	0		1:43.519	1:41.399	23	24	15	42		85
4	FIA F4	Anton Ivashchenko	1	23	Running	-42.848	0		1:43.688	1:42.144	21	24	6	40		74
5	FIA F4	Timur Olhovic	30	5	Running	-52.259	0		1:44.079	1:42.530	21	24	11	39		53
6	FIA F4	Kamto Chukwureh	7	14	Running	-54.637	0		1:44.179	1:41.580	19	24	12	38		81
7	FIA F4	Jayden Sherwood	8	18	Running	-1:05.166	0		1:44.618	1:41.818	24	24	13	37		81
8	FIA F4	Cameron De Bastos	2	147	Running	-1:07.252	0		1:44.705	1:42.137	18	24	15	36		71
9	FIA F4	Deny Pro	20	69	Running	-1:20.688	0		1:45.263	1:42.667	3	24	15	35		59
10	FIA F4	Maksym Dzhanimirov	4	43	Running	-1:24.887	0		1:45.439	1:42.633	6	24	16	34		71
11	FIA F4	Vladyslav Mikhno2	21	131	Running	-1:39.696	0		1:46.055	1:42.410	20	24	6	33		56
12	FIA F4	Aleksandr Soltskiy	22	9	Running	-1 L	0		1:46.286	1:44.507	21	23	7	32		52
13	FIA F4	Markus Gjesdal	11	97	Running	-1 L	0		1:46.363	1:42.036	22	23	22	31		64
14	FIA F4	Yevhen Afanasiev	5	17	Running	-1 L	0		1:47.130	1:42.623	22	23	31	30		68
15	FIA F4	Stas Ivanyuk	16	27	Running	-1 L	0		1:47.435	1:43.064	13	23	13	29		57
16	FIA F4	Danylo Donets	17	161	Running	-1 L	0		1:48.055	1:43.521	21	23	21	28		55
17	FIA F4	Janneman Pruis	27	814	Running	-1 L	0		1:48.372	1:42.875	21	23	19	27		44
18	FIA F4	Maksym Melnyk	13	16	Running	-1 L	0		1:49.060	1:42.653	21	23	10	26		57
19	FIA F4	Jaco Grobler	15	19	Running	-1 L	0		1:49.617	1:43.482	15	23	20	25		54
20	FIA F4	Ruslan Plisenko	25	4	Running	-1 L	0		1:49.782	1:43.978	22	23	15	24	-7	29
21	FIA F4	Serhii Butsev	14	73	Running	-1 L	0		1:50.587	1:42.779	7	23	32	23		53
22	FIA F4	Vlacheslav Kholod	28	21	Running	-3 L	0		1:58.328	1:46.182	3	21	35	22		38
23	FIA F4	Yurii Dederchuk	12	63	Disconnected	-7 L	0		1:47.537	1:42.846	4	17	15	21		53
24	FIA F4	Steven Kernick	26	38	Running	-7 L	0		2:26.921	1:43.849	7	17	12	20		38
25	FIA F4	Bohdan Cheshenko Ua	23	46	Disconnected	-11 L	0		2:05.437	1:43.301	10	13	22	19		40
26	FIA F4	Jayden Harrison	3	604	Disconnected	-15 L	6		1:43.608	1:41.916	9	9	11	18		54
27	FIA F4	Oluwafemi Olaoye	29	22	Disconnected	-16 L	0		2:00.896	1:43.895	7	8	20	17		32
28	FIA F4	Kurt Moss	18	823	Disconnected	-17 L	0		1:55.802	1:43.002	5	7	4	16		43
29	FIA F4	Yevhen Molchaniuk	24	0	Disconnected	-19 L	0		2:00.989	1:44.435	3	5	7	15		33
30	FIA F4	Serhii Yariuk	19	20	Disconnected	-21 L	0		2:27.088			3	12	14		39

Qualify

Fin Pos	Car	Name	Start Pos	Car #	Out	Interval	Time Penalty	Laps Led	Qualify Time	Average Lap Time	Fastest Lap Time	Fast Lap#	Laps Comp	Inc	League Points	Penalty Points	League Agg Points
1	FIA F4	Aaron Vazquez	0	71	Running	-00.000		0	1:16.052	1:17.662	1:16.052	6	6	1	6		6
2	FIA F4	Agustin Torlaschi	0	30	Running	-00.268		0	1:16.320	1:16.649	1:16.320	3	7	1	5		5
3	FIA F4	Illia Rakitin	0	375	Running	-00.707		0	1:16.759	1:18.554	1:16.759	6	6	5	4		4
4	FIA F4	Jayden Sherwood	0	13	Running	-00.728		0	1:16.780	1:16.878	1:16.780	8	8	3	3		3
5	FIA F4	Anatoliy Savitskiy	0	24	Running	-00.802		0	1:16.854	1:17.337	1:16.854	6	6	2	2		2
6	FIA F4	Jayden Harrison	0	604	Running	-00.865		0	1:16.917	1:23.076	1:16.917	6	6	5	1		1
7	FIA F4	Kamto Chukwureh	0	14	Running	-00.955		0	1:17.007	1:21.646	1:17.007	3	6	3	0		0
8	FIA F4	Maksym Dzhantimirov	0	43	Running	-00.992		0	1:17.044	1:17.572	1:17.044	4	6	6	0		0
9	FIA F4	Deny Pro	0	69	Running	-01.066		0	1:17.118	1:18.297	1:17.118	7	7	0	0		0
10	FIA F4	Stas Ivanyuk	0	27	Running	-01.099		0	1:17.151	1:17.774	1:17.151	7	7	0	0		0
11	FIA F4	Timur Olhovic	0	5	Running	-01.357		0	1:17.409	1:19.427	1:17.409	7	7	3	0		0
12	FIA F4	Vladyslav Mikhno2	0	131	Running	-01.440		0	1:17.492	1:17.780	1:17.492	3	7	1	0		0
13	FIA F4	Serhii Yaniuk	0	20	Running	-01.835		0	1:17.887	1:18.082	1:17.887	7	8	7	0		0
14	FIA F4	Maksym Melnyk	0	17	Running	-01.897		0	1:17.949	1:18.708	1:17.949	3	7	2	0		0
15	FIA F4	Joshua Brady5	0	11	Running	-02.004		0	1:18.056	1:18.056	1:18.056	3	5	9	0		0
16	FIA F4	Ruslan Plisenko	0	2	Running	-03.101		0	1:19.153	1:19.945	1:19.153	7	7	5	0		0
17	FIA F4	Yevhen Molchaniuk	0	0	Running	-03.356		0	1:19.408	1:19.482	1:19.408	6	6	7	0		0
18	FIA F4	Aleksandr Solskiy	0	9	Running	-03.779		0	1:19.831	1:20.035	1:19.831	5	7	2	0		0
19	FIA F4	Viacheslav Kholod	0	21	Running	-04.125		0	1:20.177	1:21.627	1:20.177	6	6	6	0		0
20	FIA F4	Yurii Dederchuk	0	63	Running	-00.000		0		00.000			8	10	0		0
21	FIA F4	Serhii Butsev	0	73	Running	-00.000		0		00.000			2	5	0		0
22	FIA F4	Bohdan Cheshenko Ua	0	46	Running	-00.000		0		00.000			3	4	0		0

Race 1

Fin Pos	Car	Name	Start Pos	Car #	Out	Interval	Time Penalty	Laps Led	Qualify Time	Average Lap Time	Fastest Lap Time	Fast Lap#	Laps Comp	Inc	League Points	Penalty Points	League Agg Points
1	FIA F4	Aaron Vazquez	1	71	Running	-00.000		16	1:17.109	1:16.124	1:16.124	15	16	7	51		57
2	FIA F4	Jayden Sherwood	4	13	Running	-04.560		0	1:17.394	1:16.696	1:16.696	6	16	5	45		48
3	FIA F4	Anatoliy Savitskiy	5	24	Running	-09.228		0	1:17.685	1:16.916	1:16.916	13	16	3	42		44
4	FIA F4	Agustin Torlaschi	2	30	Running	-09.494		0	1:17.702	1:16.460	1:16.460	15	16	8	40		45
5	FIA F4	Kamto Chukwureh	7	14	Running	-12.728		0	1:17.904	1:17.004	1:17.004	13	16	1	39		39
6	FIA F4	Maksym Dzhantimirov	8	43	Running	-17.558		0	1:18.206	1:16.991	1:16.991	15	16	3	38		38
7	FIA F4	Stas Ivanyuk	10	27	Running	-24.186		0	1:18.620	1:17.632	1:17.632	6	16	1	37		37
8	FIA F4	Vladyslav Mikhno2	12	131	Running	-25.419		0	1:18.697	1:17.395	1:17.395	3	16	0	36		36
9	FIA F4	Illia Rakitin	3	375	Running	-25.710		0	1:18.716	1:16.978	1:16.978	5	16	7	35		39
10	FIA F4	Serhii Yaniuk	13	20	Running	-26.430		0	1:18.760	1:17.332	1:17.332	10	16	5	34		34
11	FIA F4	Timur Olhovic	11	5	Running	-26.630		0	1:18.773	1:16.982	1:16.982	16	16	2	33		33
12	FIA F4	Maksym Melnyk	14	17	Running	-36.902		0	1:19.414	1:17.493	1:17.493	9	16	2	32		32
13	FIA F4	Joshua Brady5	15	11	Running	-47.360		0	1:20.068	1:17.444	1:17.444	15	16	15	31		31
14	FIA F4	Deny Pro	9	69	Running	-55.319		0	1:20.566	1:17.332	1:17.332	8	16	14	30	-7	23
15	FIA F4	Yevhen Molchaniuk	17	0	Running	-106.570		0	1:21.268	1:17.898	1:17.898	13	16	12	29		29
16	FIA F4	Yurii Dederchuk	20	63	Running	-109.488		0	1:21.451	1:18.858	1:18.858	7	16	11	28		28
17	FIA F4	Aleksandr Solskiy	18	9	Running	-109.829		0	1:21.472	1:20.028	1:20.028	15	16	6	27		27
18	FIA F4	Ruslan Plisenko	16	2	Running	-1:11.994		0	1:21.607	1:19.291	1:19.291	10	16	6	26		26
19	FIA F4	Viacheslav Kholod	19	21	Running	-00.000		0	1:33.489	1:20.566	1:20.566	10	14	17	25		25
20	FIA F4	Bohdan Cheshenko Ua	22	46	Running	-00.000		0	1:25.968	1:18.785	1:18.785	5	11	11	24		24
21	FIA F4	Jayden Harrison	6	604	Running	-00.000		0	1:56.553	1:17.300	1:17.300	2	11	11	23		24
22	FIA F4	Serhii Butsev	21	73	Disconnected	-00.000		0		00.000			0	0	22		22

Race 2

Fin Pos	Car	Name	Start Pos	Car #	Out	Interval	Time Penalty	Laps Led	Qualify Time	Average Lap Time	Fastest Lap Time	Fast Lap#	Laps Comp	Inc	League Points	Penalty Points	League Agg Points
1	FIA F4	Agustin Torlaschi	7	30	Running	-00.000		23	1:33.012	1:25.882	1:25.882	26	26	2	49		94
2	FIA F4	Kamto Chukwureh	6	14	Running	-21.448		0	1:33.837	1:29.393	1:29.393	26	26	5	45		84
3	FIA F4	Maksym Dzhantimirov	5	43	Running	-30.300		0	1:34.177	1:29.610	1:29.610	24	26	15	42		80
4	FIA F4	Jayden Sherwood	9	13	Running	-52.630		0	1:35.036	1:29.051	1:29.051	26	26	8	40		88
5	FIA F4	Illia Rakitin	2	375	Running	-54.841		3	1:35.121	1:27.731	1:27.731	26	26	23	39		78
6	FIA F4	Serhii Yaniuk	1	20	Running	-1:03.494		0	1:35.454	1:31.094	1:31.094	26	26	11	38		72
7	FIA F4	Anatoliy Savitskiy	8	24	Running	-1:21.447		0	1:36.144	1:28.351	1:28.351	24	26	23	37		81
8	FIA F4	Timur Olhovic	11	5	Running	-1:22.454		0	1:36.183	1:28.848	1:28.848	25	26	21	36		69
9	FIA F4	Aaron Vazquez	10	71	Running	-1 L		0	1:37.260	1:24.618	1:24.618	25	25	10	37		94
10	FIA F4	Deny Pro	14	69	Running	-1 L		0	1:37.371	1:26.382	1:26.382	25	25	13	34		57
11	FIA F4	Stas Ivanyuk	4	27	Running	-1 L		0	1:38.292	1:33.185	1:33.185	25	25	6	33		70
12	FIA F4	Maksym Melnyk	12	17	Running	-1 L		0	1:38.862	1:27.327	1:27.327	23	25	20	32		64
13	FIA F4	Vladyslav Mikhno2	3	131	Running	-1 L		0	1:40.058	1:27.190	1:27.190	25	25	32	31		67
14	FIA F4	Yevhen Molchaniuk	15	0	Running	-2 L		0	1:42.212	1:33.019	1:33.019	19	24	39	30		59
15	FIA F4	Ruslan Plisenko	18	2	Running	-2 L		0	1:42.752	1:34.864	1:34.864	18	24	14	29		55
16	FIA F4	Joshua Brady5	13	11	Running	-2 L		0	1:44.995	1:30.639	1:30.639	20	24	38	28		59
17	FIA F4	Bohdan Cheshenko Ua	20	46	Running	-3 L		0	1:47.838	1:28.058	1:28.058	22	23	30	27		51
18	FIA F4	Aleksandr Solskiy	17	9	Running	-5 L		0	1:57.432	1:41.683	1:41.683	21	21	34	26		53

19	FIA F4	Viacheslav Kholod	19	21	Running	-9 L		0		2:28.088			17	54	25		50
20	FIA F4	Jayden Harrison	21	604	Running	-22 L		0		2:02.281	1:35.192	3	4	13	24		48
21	FIA F4	Yurii Dederchuk	16	63	Disconnected	-22 L		0		2:10.864			4	18	23		51
22	FIA F4	Serhii Butsev	22	73	Disconnected	-26 L		0		00.000			0	0	0		22

Qualify

Fin Pos	Car	Name	Start Pos	Car #	Out	Interval	Time Penalty	Laps Led	Qualify Time	Average Lap Time	Fastest Lap Time	Fast Lap#	Laps Comp	Inc	League Points	Penalty Points	League Agg Points
1	FIA F4	Illia Rakitin	0	375	Running	-00.000		0	1:53.487	1:53.487	1:53.487	1	3	1	6		6
2	FIA F4	Timur Olhovic	0	5	Running	-00.064		0	1:53.552	1:54.073	1:53.552	1	3	1	5		5
3	FIA F4	Kamto Chukwureh	0	14	Running	-00.299		0	1:53.787	1:53.787	1:53.787	2	3	2	4		4
4	FIA F4	Vladyslav Mikhno2	0	131	Running	-00.366		0	1:53.854	1:53.907	1:53.854	1	3	0	3		3
5	FIA F4	Maksym Dzhantimirov	0	43	Running	-00.380		0	1:53.868	1:53.868	1:53.868	2	3	2	2		2
6	FIA F4	Anatoliy Savitskiy	0	24	Running	-00.545		0	1:54.032	1:54.110	1:54.032	2	3	0	1		1
7	FIA F4	Stas Ivanyuk	0	27	Running	-00.702		0	1:54.190	1:54.198	1:54.190	1	3	0	0		0
8	FIA F4	Yevhen Afanasiev	0	17	Running	-00.916		0	1:54.403	1:54.403	1:54.403	2	3	4	0		0
9	FIA F4	Daniel Fernández6	0	26	Running	-00.953		0	1:54.440	1:54.440	1:54.440	1	3	5	0		0
10	FIA F4	Yevhen Molchaniuk	0	0	Running	-00.984		0	1:54.472	1:54.550	1:54.472	2	3	1	0		0
11	FIA F4	Serhii Yaniuk	0	20	Running	-00.997		0	1:54.484	1:54.484	1:54.484	1	2	1	0		0
12	FIA F4	Yurii Dederchuk	0	63	Running	-01.041		0	1:54.528	1:55.118	1:54.528	2	3	4	0		0
13	FIA F4	Jayden Sherwood	0	18	Running	-01.344		0	1:54.832	1:54.832	1:54.832	2	3	5	0		0
14	FIA F4	Oles Danylenko	0	16	Running	-02.195		0	1:55.683	1:55.873	1:55.683	3	3	2	0		0
15	FIA F4	Aleksandr Solskiy	0	9	Running	-02.484		0	1:55.971	1:56.127	1:55.971	1	2	4	0		0
16	FIA F4	Serhii Butsev	0	73	Running	-02.619		0	1:56.107	1:56.107	1:56.107	3	3	4	0		0
17	FIA F4	Ruslan Plisenko	0	15	Running	-03.462		0	1:56.950	1:57.159	1:56.950	3	3	2	0		0
18	FIA F4	Bohdan Cheshenko Ua	0	46	Running	-00.000		0		00.000			1	6	0		0

Race 1

Fin Pos	Car	Name	Start Pos	Car #	Out	Interval	Time Penalty	Laps Led	Qualify Time	Average Lap Time	Fastest Lap Time	Fast Lap#	Laps Comp	Inc	League Points	Penalty Points	League Agg Points
1	FIA F4	Kamto Chukwureh	3	14	Running	-00.000		6		1:55.175	1:53.533	5	11	6	49		53
2	FIA F4	Jayden Sherwood	13	18	Running	-01.891		0		1:55.346	1:54.073	7	11	7	45		45
3	FIA F4	Illia Rakitin	1	375	Running	-01.940		5		1:55.352	1:53.963	5	11	11	42		48
4	FIA F4	Anatoliy Savitskiy	6	24	Running	-02.257		0		1:55.380	1:53.817	5	11	14	40		41
5	FIA F4	Stas Ivanyuk	7	27	Running	-04.848		0		1:55.616	1:54.859	5	11	0	39		39
6	FIA F4	Serhii Yaniuk	11	20	Running	-09.405		0		1:56.030	1:54.392	11	11	10	38	-2	36
7	FIA F4	Yevhen Molchaniuk	10	0	Running	-13.507		0		1:56.403	1:55.302	6	11	14	37		37
8	FIA F4	Yurii Dederchuk	12	63	Running	-14.762		0		1:56.517	1:54.403	7	11	10	36		36
9	FIA F4	Maksym Dzhantimirov	5	43	Running	-25.853		0		1:57.526	1:56.039	8	11	16	35		37
10	FIA F4	Oles Danylenko	14	16	Running	-30.527		0		1:57.950	1:56.729	8	11	12	34		34
11	FIA F4	Aleksandr Solskiy	15	9	Running	-36.508		0		1:58.493	1:56.068	6	11	4	33		33
12	FIA F4	Yevhen Afanasiev	8	17	Running	-39.711		0		1:58.785	1:54.213	5	11	13	32		32
13	FIA F4	Bohdan Cheshenko Ua	18	46	Running	-1:11.381		0		2:01.663	1:55.476	7	11	7	31		31
14	FIA F4	Serhii Butsev	16	73	Running	-1:23.613		0		2:02.776	1:55.387	4	11	17	30		30
15	FIA F4	Daniel Fernández6	9	26	Running	-1:33.984		0		2:03.719	1:53.787	8	11	16	29		29
16	FIA F4	Ruslan Plisenko	17	15	Running	-1:34.287		0		2:03.746	1:57.648	10	11	14	28		28
17	FIA F4	Vladyslav Mikhno2	4	131	Running	-1:58.220		0		2:05.923	1:54.216	5	11	11	27		30
18	FIA F4	Timur Olhovic	2	5	Disconnected	-00.000		0		2:05.012	1:53.432	5	10	18	28		33

Race 2

Fin Pos	Car	Name	Start Pos	Car #	Out	Interval	Time Penalty	Laps Led	Qualify Time	Average Lap Time	Fastest Lap Time	Fast Lap#	Laps Comp	Inc	League Points	Penalty Points	League Agg Points
1	FIA F4	Jayden Sherwood	9	18	Running	-00.000		11		1:55.526	1:54.065	8	21	10	49		94
2	FIA F4	Kamto Chukwureh	10	14	Running	-01.084		0		1:55.578	1:53.127	13	21	7	45		98
3	FIA F4	Anatoliy Savitskiy	7	24	Running	-06.268		0		1:55.825	1:52.941	18	21	14	44		85
4	FIA F4	Maksym Dzhantimirov	2	43	Running	-06.321		0		1:55.827	1:53.302	13	21	7	40		77
5	FIA F4	Daniel Fernández6	15	26	Running	-33.839		3		1:57.137	1:54.135	11	21	19	39		68
6	FIA F4	Stas Ivanyuk	6	27	Running	-34.787		0		1:57.183	1:54.240	15	21	9	38		77
7	FIA F4	Yevhen Molchaniuk	4	0	Running	-35.261		0		1:57.205	1:54.658	5	21	19	37		74
8	FIA F4	Illia Rakitin	8	375	Running	-36.825		0		1:57.280	1:53.106	20	21	19	36		84
9	FIA F4	Vladyslav Mikhno2	17	131	Running	-41.808		0		1:57.516	1:53.440	20	21	11	35		65
10	FIA F4	Bohdan Cheshenko Ua	13	46	Running	-47.495		0		1:57.787	1:54.821	19	21	12	34		65
11	FIA F4	Timur Olhovic	18	5	Running	-50.461		0		1:57.928	1:53.702	21	21	9	33		66
12	FIA F4	Serhii Yaniuk	5	20	Running	-51.568		0		1:57.982	1:53.761	21	21	21	32		68
13	FIA F4	Yurii Dederchuk	3	63	Running	-1:22.931		0		1:59.475	1:54.227	5	21	17	31		67
14	FIA F4	Aleksandr Solskiy	11	9	Running	-1:53.661		0		2:00.938	1:55.649	18	21	5	30		63
15	FIA F4	Yevhen Afanasiev	12	17	Running	-1 L		0		2:02.804	1:53.751	15	20	12	29		61
16	FIA F4	Ruslan Plisenko	16	15	Running	-1 L		0		2:05.804	1:55.708	19	20	17	28		56
17	FIA F4	Serhii Butsev	14	73	Running	-12 L		0		2:17.494	1:55.750	4	9	17	27		57
18	FIA F4	Oles Danylenko	1	16	Disconnected	-14 L		0		1:58.388	1:55.404	5	7	7	26		60

Qualify

Fin Pos	Car	Name	Start Pos	Car #	Out	Interval	Time Penalty	Laps Led	Qualify Time	Average Lap Time	Fastest Lap Time	Fast Lap#	Laps Comp	Inc	League Points	Penalty Points	League Agg Points
1	FIA F4	Agustin Torlaschi	0	30	Running	-00.000		0	52.942	53.453	52.942	9	9	0	6		6
2	FIA F4	Kamto Chukwureh	0	14	Running	-00.085		0	53.027	53.288	53.027	9	9	2	5		5
3	FIA F4	Illia Rakitin	0	375	Running	-00.250		0	53.193	53.446	53.193	8	8	0	4		4
4	FIA F4	Maksym Dzhantimirov	0	43	Running	-00.273		0	53.216	54.637	53.216	2	7	2	3		3
5	FIA F4	Anatoliy Savitskiy	0	24	Running	-00.286		0	53.229	53.402	53.229	3	9	6	2		2
6	FIA F4	Stas Ivanyuk	0	27	Running	-00.438		0	53.381	53.960	53.381	5	7	3	1		1
7	FIA F4	Serhii Yaniuk	0	20	Running	-00.455		0	53.397	53.741	53.397	8	8	4	0		0
8	FIA F4	Vladyslav Mikhno2	0	131	Running	-00.499		0	53.442	53.650	53.442	8	8	3	0		0
9	FIA F4	Timur Olhovic	0	5	Running	-00.505		0	53.447	53.666	53.447	3	9	0	0		0
10	FIA F4	Endrit Tytnxhiu	0	4	Running	-00.540		0	53.482	53.691	53.482	4	8	3	0		0
11	FIA F4	Yevhen Molchaniuk	0	0	Running	-00.835		0	53.777	54.816	53.777	6	6	2	0		0
12	FIA F4	Danylo Donets	0	161	Running	-00.875		0	53.817	54.368	53.817	7	8	5	0		0
13	FIA F4	Serhii Butsev	0	73	Running	-00.956		0	53.899	54.303	53.899	3	8	4	0		0
14	FIA F4	Ruslan Plisenko	0	6	Running	-01.255		0	54.198	54.501	54.198	3	5	8	0		0
15	FIA F4	Viacheslav Kholod	0	21	Running	-01.852		0	54.795	55.589	54.795	7	8	0	0		0
16	FIA F4	Aleksandr Solskiy	0	9	Running	-02.125		0	55.067	55.078	55.067	1	7	6	0		0

Race 1

Fin Pos	Car	Name	Start Pos	Car #	Out	Interval	Time Penalty	Laps Led	Qualify Time	Average Lap Time	Fastest Lap Time	Fast Lap#	Laps Comp	Inc	League Points	Penalty Points	League Agg Points
1	FIA F4	Agustin Torlaschi	1	30	Running	-00.000		23		53.393	52.999	5	23	1	51		57
2	FIA F4	Kamto Chukwureh	2	14	Running	-04.953		0		53.608	53.186	3	23	0	45		50
3	FIA F4	Illia Rakitin	3	375	Running	-07.531		0		53.720	53.182	3	23	3	42		46
4	FIA F4	Anatoliy Savitskiy	5	24	Running	-09.940		0		53.825	53.368	6	23	0	40		42
5	FIA F4	Maksym Dzhantimirov	4	43	Running	-12.552		0		53.938	53.390	6	23	1	39		42
6	FIA F4	Vladyslav Mikhno2	8	131	Running	-14.828		0		54.037	53.366	11	23	0	38		38
7	FIA F4	Serhii Yaniuk	7	20	Running	-15.817		0		54.080	53.460	10	23	4	37		37
8	FIA F4	Stas Ivanyuk	6	27	Running	-20.141		0		54.268	53.528	11	23	0	36		37
9	FIA F4	Danylo Donets	12	161	Running	-30.070		0		54.700	53.770	7	23	3	35		35
10	FIA F4	Timur Olhovic	9	5	Running	-34.021		0		54.871	53.463	11	23	6	34		34
11	FIA F4	Ruslan Plisenko	14	6	Running	-00.000		0		55.869	54.452	9	22	7	33		33
12	FIA F4	Yevhen Molchaniuk	11	0	Running	-00.000		0		57.770	53.891	2	22	9	32		32
13	FIA F4	Endrit Tytnxhiu	10	4	Running	-00.000		0		58.495	53.502	20	21	7	31		31
14	FIA F4	Viacheslav Kholod	15	21	Running	-00.000		0		59.668	54.521	8	21	3	30		30
15	FIA F4	Aleksandr Solskiy	16	9	Running	-00.000		0		1:03.924	54.612	19	21	9	29		29
16	FIA F4	Serhii Butsev	13	73	Running	-00.000		0		1:37.986	54.007	7	8	5	28		28

Race 2

Fin Pos	Car	Name	Start Pos	Car #	Out	Interval	Time Penalty	Laps Led	Qualify Time	Average Lap Time	Fastest Lap Time	Fast Lap#	Laps Comp	Inc	League Points	Penalty Points	League Agg Points
1	FIA F4	Agustin Torlaschi	10	30	Running	-00.000		24		53.585	52.863	44	45	8	51		108
2	FIA F4	Kamto Chukwureh	9	14	Running	-03.828		0		53.670	53.114	45	45	4	45		95
3	FIA F4	Illia Rakitin	8	375	Running	-11.690		0		53.845	53.159	25	45	6	42		88
4	FIA F4	Endrit Tytnxhiu	13	4	Running	-15.053		0		53.920	53.334	27	45	5	40		71
5	FIA F4	Anatoliy Savitskiy	7	24	Running	-16.537		0		53.953	53.353	19	45	8	39		81
6	FIA F4	Serhii Yaniuk	4	20	Running	-24.639		18		54.133	53.397	18	45	11	38		75
7	FIA F4	Stas Ivanyuk	3	27	Running	-28.413		0		54.217	53.466	6	45	4	37		74
8	FIA F4	Timur Olhovic	1	5	Running	-28.770		3		54.225	53.612	25	45	7	36		70
9	FIA F4	Vladyslav Mikhno2	5	131	Running	-39.285		0		54.458	53.346	40	45	7	35		73
10	FIA F4	Danylo Donets	2	161	Running	-47.585		0		54.643	53.600	38	45	7	34		69
11	FIA F4	Maksym Dzhantimirov	6	43	Running	-1 L		0		55.097	53.592	41	44	27	33		75
12	FIA F4	Ruslan Plisenko	11	6	Running	-2 L		0		56.883	54.097	13	43	15	32		65
13	FIA F4	Viacheslav Kholod	14	21	Running	-2 L		0		57.334	54.571	38	43	18	31		61
14	FIA F4	Aleksandr Solskiy	15	9	Running	-3 L		0		57.459	54.598	38	42	7	30		59
15	FIA F4	Serhii Butsev	16	73	Running	-20 L		0		58.690	53.851	21	25	6	29		57
16	FIA F4	Yevhen Molchaniuk	12	0	Disconnected	-41 L		0		59.456	54.556	3	4	4	28		60

Entry List eSports Ukrainian F4 Championship

#	Name	Surname	Country	Team Name	ЧУ
1	Aarón	Vázquez	Spain		
2	Agustín	Torlaschi	Argentina		
3	Anatoliy	Savitskiy	Ukraine	FOUNDATION Team RLR	+
4	Anton	Ivashchenko	Ukraine	Proton Racing	
5	Anton	Korzun	Ukraine		+
6	Bohdan	Cheshenko	Ukraine		
7	Cameron	De Bastos	South Africa	Team Heaped Together	
8	Christopher	Brea	Venezuela		
9	Daniel	Fernández	Perú		
10	Danylo	Donets	Ukraine	Steward Racing Team	+
11	Denys	Protopopov	Ukraine	Proton Racing	+
12	FRANK	Porté Ruiz	Andorra		
13	František	Vala	Czech Republic		
14	Illia	Rakitin	Ukraine	FOUNDATION Team RLR	+
15	Jaco	Grobler	South Africa		
16	Janneman	Pruis	South Africa	Team Heaped Together	
17	Jay	Maskey	Nepal		
18	Jayden	Harrison	Jamaica	JSRA Team A	
19	Jayden	Sherwood	UK		
20	Joshua	Brady	Jamaica	JSRA Team A	
21	Kamto	Chukwureh	Ireland		
22	Krisztián	Juhász	Slovakia	DRX E-SPORT	
23	Kurt	Moss	Jamaica	JSRA Team B	
24	Maksym	Melnyk	Ukraine		
25	Maksym	Dzhantimirov	Ukraine	Turbo Turtles	+
26	Markus	Gjesdal	Norway	Team Vikings	
27	Mishari	Al Mushayqih	Saudi Arabia		
28	Mykola	Vladimov	Ukraine	Magia Racing	+
29	Oleksandr	Solskiy	Ukraine	Team Starper Racing DS	+
30	Oles	Danylenko	Ukraine		
31	Oluwafemi	Olaoye	Nigeria		
32	Pedro Luis	Alvarado Blanco	Spain		
33	Rion	Tytynxhiu	Kosovo		

Entry List eSports Ukrainian F4 Championship

34	Ruslan	Plisenko	Ukraine	Team Starper Racing DS	+
35	Serhii	Yaniuk	Ukraine		+
36	Serhii	Butsev	Ukraine	KDDF Team	+
37	Sito	Ferrer	Spain		
38	Skyler	Lovernick	USA	Jean Alesi Esports	
39	Stas	Ivanyuk	Ukraine		+
40	Steven	Kernick	South Africa		
41	Tahj	Edwards	Jamaica	JSRA Team B	
42	Timur	Olhovic	Ukraine	Dobryi Vechir	+
43	Viacheslav	Kholod	Ukraine	Steward Racing Team	+
44	Vladislav	Mikhno	Ukraine	Dobryi Vechir	+
45	Vladyslav	Solotynskyi	Ukraine	Magia Racing	
46	Vukasin	Pekovic	Serbia	Evolution racing Serbia	
47	Yevhen	Afanasiev	Ukraine	KDDF Team	
48	Yevhen	Molchaniuk	Ukraine	Turbo Turtles	+
49	Yurii	Dederchuk	Ukraine		+